



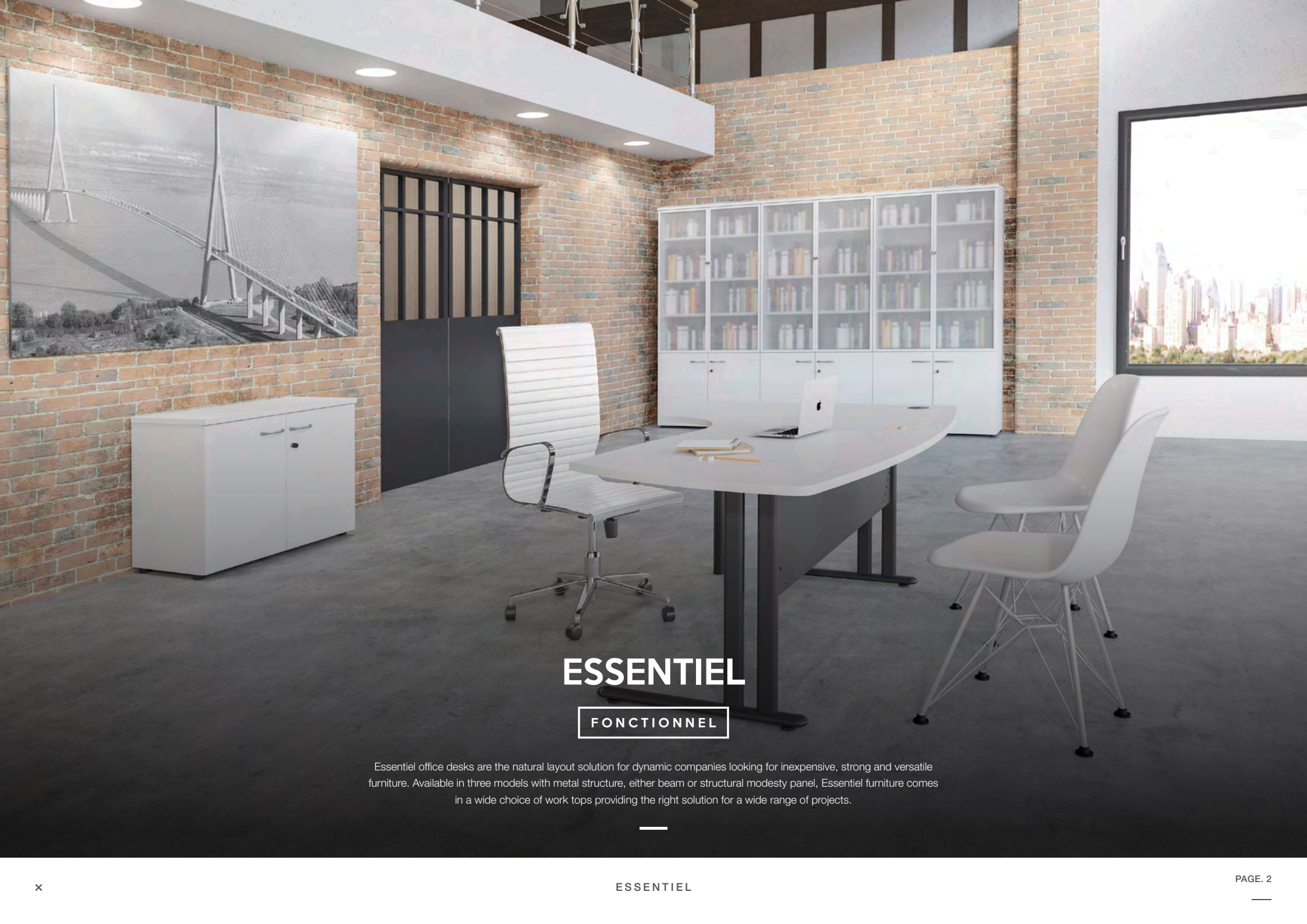
# ESSENTIEL

**A VERSATILE  
DESK DESIGNED  
TO LAST**

---

Having the right equipment at work increases productivity by up to 10%! Buronomic offers an extensive portfolio that is functional, ergonomic and aesthetic. It can be upgraded with accessories and be perfectly adapted to your business. Choose amongst the materials and styles available to create the office which will best match your needs





# ESSENTIEL

FONCTIONNEL

Essentiel office desks are the natural layout solution for dynamic companies looking for inexpensive, strong and versatile furniture. Available in three models with metal structure, either beam or structural modesty panel, Essentiel furniture comes in a wide choice of work tops providing the right solution for a wide range of projects.





## Details

1. Double-column offset metal leg with lateral opening. 2. Conceal metal cover plate to optional metal leg cable.







## Materials and warranty

Our industrial know-how guarantees the quality and durability of the materials used to make our furniture.



### STRUCTUREX® PANELS

Full panels of particles with melamine surfacing. Counter-balanced and treated against reflection. Thickness 16 to 25 mm. Density 680 kg/m<sup>3</sup> for the 25 mm panels. Tested as conforming to abrasion and hot & cold water resistance to the XP D60-050 standard.



### 5 YEAR GUARANTEE

The quality and durability of the materials enable us to guarantee all our ranges for 5 years under normal conditions of use.



### NF ENVIRONNEMENT

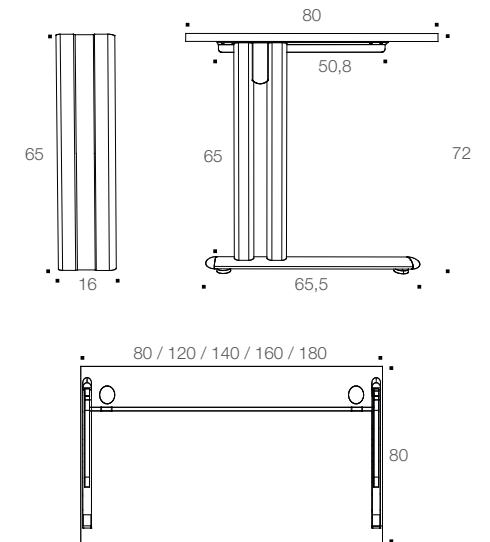
Product life cycle checked over the entire production line, from choice of materials to product end of life for environmentally-friendly products.



### NF OFFICE EXCELLENCE CERTIFIÉ

The mark of excellence, guarantee of Buronomic's commitment in a corporate social responsibility approach that focuses on people.

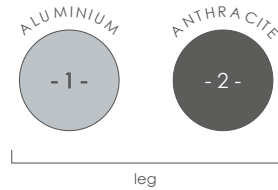
## + More details



## Technical description

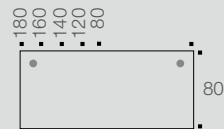
- Structure made of Structurex®, 25 mm thickness.
- 2 mm ABS edging.
- Fitted with at least one 80 mm diameter cable port, apart from the 120° symmetrical top.
- Metal leg consists of a double upright and a base, lacquered epoxy finish.
- Adjustable screw jacks to compensate for any defects in the floor.
- Available in 3 versions : Structurex® modesty panel 16 mm thick, metal modesty panel with a design finish, all modesty panels are equipped with cut-outs to feed cables through; a beam version is also available to route cables and accommodate power outlet strips.
- The removable cap on the leg column provides easy access to vertical cable management.

## Finishes



## Desks

### STRAIGHT DESK



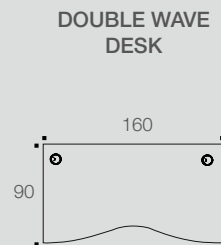
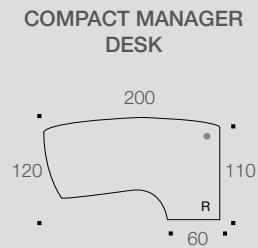
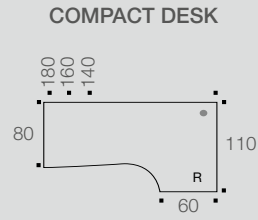
Dimensions in cm	STRUCTUREX® MODESTY PANEL		METAL MODESTY PANEL		BEAM SYSTEM	
	Ref.	+ Finishes	Ref.	+ Finishes	Ref.	+ Finishes
D 80 / H 72						
L 80	AR95	+ [ ] [ ]	AS51	+ [ ] [ ]	AT07	+ [ ] [ ]
L 120	AR96	+ [ ] [ ]	AS52	+ [ ] [ ]	AT08	+ [ ] [ ]
L 140	AR97	+ [ ] [ ]	AS53	+ [ ] [ ]	AT09	+ [ ] [ ]
L 160	AR98	+ [ ] [ ]	AS54	+ [ ] [ ]	AT10	+ [ ] [ ]
L 180	AR99	+ [ ] [ ]	AS55	+ [ ] [ ]	AT11	+ [ ] [ ]

### WAVE DESK



D 80 to 90 / H 72						
L 140 right hand return	AS10	+ [ ] [ ]	AS66	+ [ ] [ ]	AT22	+ [ ] [ ]
L 140 left hand return	AS11	+ [ ] [ ]	AS67	+ [ ] [ ]	AT23	+ [ ] [ ]
L 160 right hand return	AS12	+ [ ] [ ]	AS68	+ [ ] [ ]	AT24	+ [ ] [ ]
L 160 left hand return	AS13	+ [ ] [ ]	AS69	+ [ ] [ ]	AT25	+ [ ] [ ]

# Desks



Dimensions in cm	STRUCTUREX® MODESTY PANEL		METAL MODESTY PANEL		BEAM SYSTEM	
	Ref.	+ Finishes	Ref.	+ Finishes	Ref.	+ Finishes
D 80 to 110 / H 72						
L 140 right hand return	AS00	+ [ ] [ ]	AS56	+ [ ] [ ]	AT12	+ [ ] [ ]
L 140 left hand return	AS01	+ [ ] [ ]	AS57	+ [ ] [ ]	AT13	+ [ ] [ ]
L 160 right hand return	AS02	+ [ ] [ ]	AS58	+ [ ] [ ]	AT14	+ [ ] [ ]
L 160 left hand return	AS03	+ [ ] [ ]	AS59	+ [ ] [ ]	AT15	+ [ ] [ ]
L 180 right hand return	AS04	+ [ ] [ ]	AS60	+ [ ] [ ]	AT16	+ [ ] [ ]
L 180 left hand return	AS05	+ [ ] [ ]	AS61	+ [ ] [ ]	AT17	+ [ ] [ ]

Must be fitted beneath the return section of compact desks except when used with adjoining desk high pedestal  
- top L 50 cm

D 110 to 120 / H 72						
L 200 right hand return	AS06	+ [ ] [ ]	AS62	+ [ ] [ ]	AT18	+ [ ] [ ]
L 200 left hand return	AS07	+ [ ] [ ]	AS63	+ [ ] [ ]	AT19	+ [ ] [ ]

Must be fitted beneath the return section of compact desks except when used with adjoining desk high pedestal  
- top L 50 cm

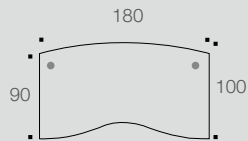
D 90 / H 72						
L 160	AS16	+ [ ] [ ]	AS72	+ [ ] [ ]	AT28	+ [ ] [ ]



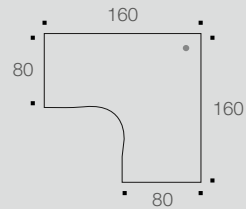
# Desks



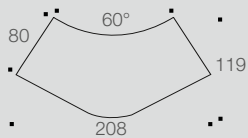
**DOUBLE WAVE MANAGER DESK**



**90° SYMMETRICAL DESK**



**120° SYMMETRICAL DESK**



Dimensions in cm	STRUCTUREX® MODESTY PANEL		METAL MODESTY PANEL		BEAM SYSTEM	
	Ref.	+ Finishes	Ref.	+ Finishes	Ref.	+ Finishes
D 100 / H 72 L 180	AS18	+ [ ]	AS74	+ [ ]	AT30	+ [ ]
D 80 / H 72 L 160 x 160	AS20	+ [ ]	AS76	+ [ ]	AT32	+ [ ]
Return on 2 cylindrical metal support legs						
D 80 / H 72 L 208	AS22	+ [ ]	AS78	+ [ ]	AT34	+ [ ]

# High adjustable leg desks



leg



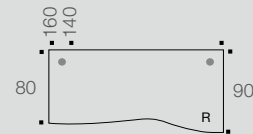
top MFC finishes

## STRAIGHT DESK



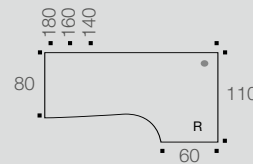
HIGH ADJUSTABLE LEG (aluminium leg finish)	
Dimensions in cm	Ref. + Finish
D 80 / H 72	
L 80	AU191 +
L 120	AU201 +
L 140	AU211 +
L 160	AU221 +
L 180	AU231 +
90° corner	AD241 +

## WAVE DESK



D 80 to 90 / H 72	
L 140 right hand return	AU341 +
L 140 left hand return	AU351 +
L 160 right hand return	AU361 +
L 160 left hand return	AU371 +

## COMPACT DESK

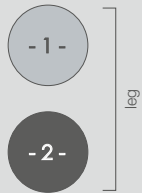


D 80 to 110 / H 72	
L 140 right hand return	AU241 +
L 140 left hand return	AU251 +
L 160 right hand return	AU261 +
L 160 left hand return	AU271 +
L 180 right hand return	AU281 +
L 180 left hand return	AU291 +

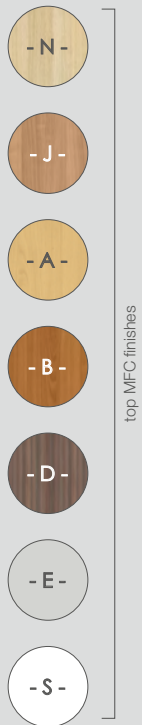
Must be fitted beneath the return section of compact desks except when used with adjoining desk high pedestal - top L 50 cm



## High adjustable leg desks

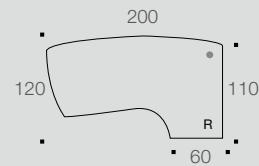


leg



top MFC finishes

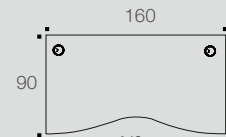
**COMPACT MANAGER DESK**



HIGH ADJUSTABLE LEG (aluminium leg finish)	
Dimensions in cm	Ref. + Finish
D 110 / H 72	
L 200 right hand return	AU301 +
L 200 left hand return	AU311 +

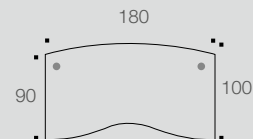
Must be fitted beneath the return section of compact desks except when used with adjoining desk high pedestal - top L 50 cm

**DOUBLE WAVE DESK**



D 90 / H 72	
L 160	AU401 +

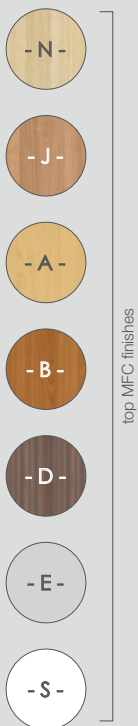
**DOUBLE WAVE MANAGER DESK**



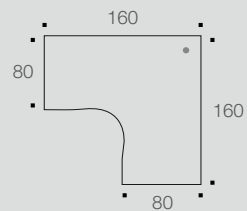
D 90 / H 72	
L 180	AU421 +



## High adjustable leg desks



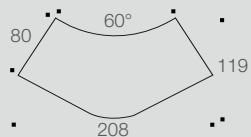
### 90° SYMMETRICAL DESK



Dimensions in cm		Ref.	+ Finish
D 80 / H 72			
L 160 x 160		AU441	+

Return on 2 high adjustable cylindrical metal support legs

### 120° SYMMETRICAL DESK



D 80 / H 72			
L 208		AU461	+

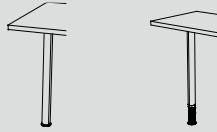
### HIGH ADJUSTABLE LEG (aluminium leg finish)



# Options



## CYLINDRICAL SUPPORT LEG



Description	Finish	Ref.
Fixed support leg	Aluminium	AQ001K
	Anthracite	AQ002L
High adjustable support leg	Aluminium	AC841K

## EXTENSION WITH HIGH ADJUSTABLE LEG



Description	Ref.	Finish
Straight extension with high adjustable leg (aluminium finish)	BH551	+

## METAL LEGS COVER



Description	Finish	Ref.
Supplied in pairs to fit 1 desk	Aluminium	BH671K
	Anthracite	BH672L

## STRUCTUREX® SUSPENDED MODESTY PANELS




Dimensions in cm	ALUMINIUM BRACKETS		ANTHRACITE BRACKETS	
	Ref.	+ Finish	Ref.	+ Finish
For top L 120	AR001	+	AR002	+
For top L 140	AR011	+	AR012	+
For top L 160	AR021	+	AR022	+
For top L 180	AR031	+	AR032	+



top MFC finishes



FIND YOUR LOCAL DEALER



[WWW.BURONOMIC.COM](http://WWW.BURONOMIC.COM)